

APPLE IOS

Email Setup for Office 365



Before setting up, please check in the Controlpanel which email account you have (MS Exchange, Office365, IMAP). This ensures that these instructions can be applied to your account: controlpanel.wu.ac.at > My email > Email info

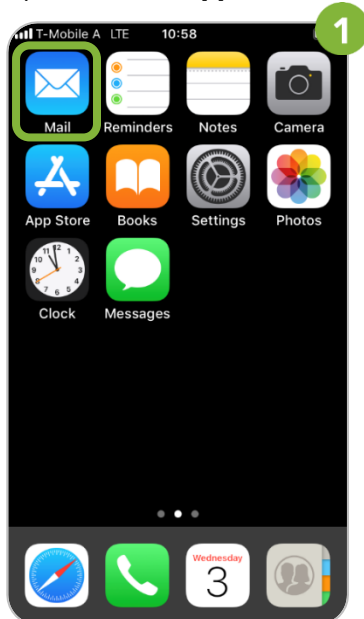
Details about your Office 365 email account are provided at <https://short.wu.ac.at/office365-en>.

Please note


Connection data for a manual setup are provided at <https://webapp.wu.ac.at>. In the webmail application go to **Settings** ⚙️ > **Mail** > **Accounts** > **POP and IMAP**.

Setting up your Office 365 email account with the mail app

Open the **Mail app**



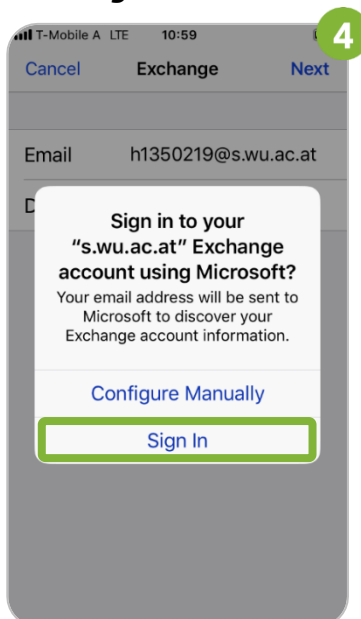
Select **Exchange**



Enter your **WU email address**. Then select **Next**



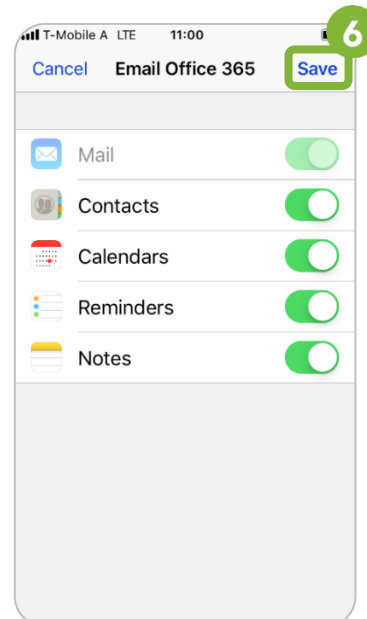
Select **Sign in**



Enter your WU account password.
Then select **Sign in**



Select **Save**



Feedback and Support

The **IT Support Center** at the Vienna University of Economics and Business is the first point of contact for WU faculty, staff, and students in all IT-related matters. We are available to provide additional help and are also interested in your feedback on these instructions.

Hotline +43 1 313 36 – 3000

Email hotline@wu.ac.at

Availability short.wu.ac.at/it-support-hours

Website www.wu.ac.at/en/it/support

